









Parent Resources for 4-Year Old Children


Playing Cards	Suggestions & Tips
	<ul style="list-style-type: none"> • Create a pile of 10 cards and have child point to each card and count up to 10 • Have child sort cards by: <ul style="list-style-type: none"> ○ Color ○ Object (ex: angel fish, sharks, dolphins) ○ Numbers (all 2's in a pile, all 3's, etc.) ○ Suit: hearts, , diamonds , spades , clubs  • Create two sets of cards and ask child which set has more or less, and ask how they know

Book	Suggestions & Tips
	<p>Read books, any book will do!</p> <ul style="list-style-type: none"> • Resources for free books: <ul style="list-style-type: none"> ○ Little Free Library at littlefreelibrary.org/ourmap ○ https://www.freechildrenstories.com/age-3-5 ○ Authors Reading Aloud: https://www.weareteachers.com/virtual-author-activities/ • Reading books aloud: <ul style="list-style-type: none"> ○ How to do a read aloud with your preschooler: https://www.youtube.com/watch?v=FjJD1UDwVKg ○ Ask your child questions such as: What was your favorite part & why?, How do you think the author felt when...? • Picture Walk: Show the cover & ask what child thinks it will be about. Look at the pictures on each page and have child tell what they think is happening. Read the story to the child. • Have child identify what they see in the pictures

Handwriting Paper & Crayons	Suggestions & Tips
	<ul style="list-style-type: none"> • Have child draw a picture and ask what they drew. Then write a story to go with the picture (child or parent can do the writing). • Have child draw and write a story (child does the writing) • Have child write their name (parent may want to write it once on the paper as a guide for the child) • Have child draw and write about an activity they have done at home

Parent Resources for 4-Year Old Children

Counters	Suggestions & Tips
	<ul style="list-style-type: none"> • Have child point to each counter and count up to 10 • Create two sets of counters and ask child which set has more or less, and ask how they know • Have child create an ABC pattern (ex: red, yellow, green, red, yellow, green) • Have child sort counters by color • How Many Game: Show a certain number of counters, put a cloth over them, and then add or take some away • Positional word game: Have child place the counters in various positions in relation to another object (ex: put the red counter <u>under</u> the cup, put the green counter <u>in</u> the cup, etc.). Try this with other objects and various places around the house. Add other language including shapes and sizes of objects.

Items Around the Home	Suggestions & Tips
	<p>Items you have at home will vary, but look around and see what you can put to use with your child!</p> <ul style="list-style-type: none"> • Provide child with a pile of objects and have child do the following: <ul style="list-style-type: none"> ○ Place objects in a bag and have child try to feel and guess what is in the bag. Have child describe what they are feeling. ○ Sort objects by color, naming each color ○ Create an ABC pattern (ex: spoon, toy, ball, spoon, toy, ball) ○ Point to each object and count up to 10 ○ Identify which room in your home each object belongs in (kitchen, bathroom, bedroom, etc.) • On a tray or a table, have child make letters, numbers, and their name using Q-tip or finger, shaving cream, sand, snow, or playdough • Gather print objects (menus, brochures, magazines, recipes, food boxes, etc) and do the following: <ul style="list-style-type: none"> ○ Tell child what the object is for, how they are read, and how they are used ○ Encourage child to use object in their play ○ Show a menu, recipe, or food box and ask child to tell about their favorite food • Play I Spy: Play using colors, shapes, beginning and ending sounds in words, rhyming (ex: I spy with my little eye—something that is brown, I spy with my little eye—something that has four legs, I spy with my little eye—something that barks. You guessed it—my dog Karlie. • Check out these free resources: <ul style="list-style-type: none"> ○ SesameStreet.org/caring ○ https://pbskids.org/learn/ ○ https://www.himama.com/daycare-activities/at-home-preschool